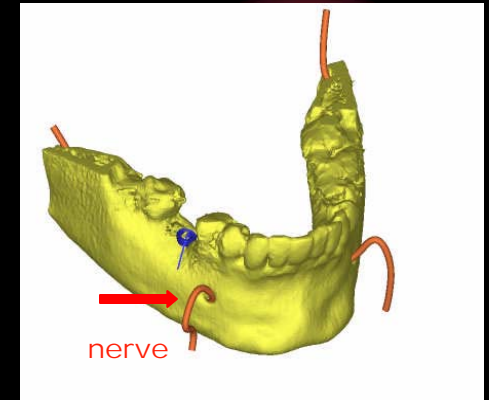
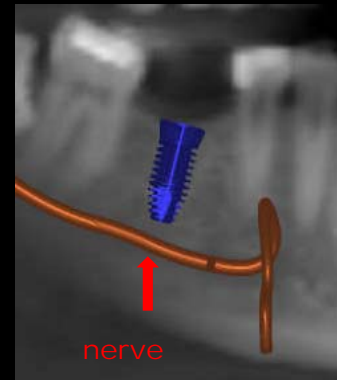
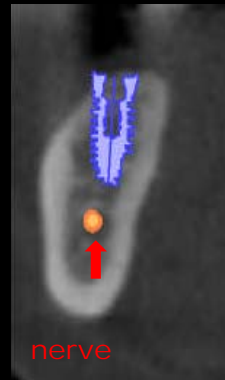


## What is a CT scan?

A CT scan is a three dimensional supplemental tool used by your surgeon to assess the supporting bone hidden below the gum tissue. In comparison to a standard panoramic film, the CT presents a life-like view of the upper and lower jaws. This advance in technology allows the surgeon to clearly identify the exact location of vital structures contained within the jawbone. A comprehensive plan is formulated and implant placement is simulated prior to surgery reducing the likelihood of complications or improper implant placement.

Utilizing CT scan technology for the implant treatment planning process allows for a more carefully planned approach to implant dentistry.



*Fatima Robertson, DDS, PA*

*915 West Exchange Pkwy, Ste. 280 Allen, TX 75013*

*214-509-9011/469-519-0124 fax*

*dr.robertson@cepi-allen.com*

*[www.cepi-allen.com](http://www.cepi-allen.com)*

*Diplomate, American Board of Periodontology*

*Laying the Framework for a Beautiful, Healthy Smile...*